


TEMPERATURE

DIGITAL TEMPERATURE INDICATORS


Fixed Input



MODEL	DTI-9611	DTI-7211	DTI-4911H	DTI-4811
Dimension (HxWxD) mm	96 X 96 X 42	72 X 72 X 60	48 X 96 X 85	48 X 48 X 70
Panel Cutout (mm)	92 X 92	68 X 68	44 X 92	44 X 44
INPUT	Sensor J/K/PT-100 2W/3W (Factory Set)			K (0°C to 950°C)
	Range J (0°C to 400°C OR 0°C to 600°C), K (0°C to 1200°C), PT-100 2W/3W (-50.0°C to 200.0°C, 0°C to 400°C)			
SPECIFICATION	Accuracy ±1% of FSD			85 - 270 VAC (SMPS), 50/60 Hz
	Supply 230V AC ± 10%, 50Hz			
	Note Sensor input R & S are also possible as per customer's request.			

DIGITAL TEMPERATURE CONTROLLERS


Fixed Input



MODEL	DTC-9611	DTC-7211	DTC-4911H	DTC-4911V
Dimension (HxWxD) mm	96 X 96 X 42	72 X 72 X 60	48 X 96 X 85	96 X 48 X 85
Panel Cutout (mm)	92 X 92	68 X 68	44 X 92	44 X 92
INPUT	Sensor J/ K/PT-100 2W/3W (Factory Set)			
	Range J (0°C to 400°C & 0°C to 600°C), K (0°C to 1200°C),PT-100 2W/3W (0°C to 400°C, -50.0°C to 200.0°C)			
OUTPUT	1 Relay 1C/O, 5A, 230V AC SSR 12VDC (Parallel to Relay)			
SPECIFICATION	Control Action Time Proportional / ON-OFF (Factory Set)			
	Accuracy ±1% of FSD			
	Supply 230V AC ± 10%, 50Hz			

TEMPERATURE CHILLER CONTROLLERS

Cooling Controller



MODEL	CC-4000	CC-4020
Dimension (HxWxD) mm	36 X 72 X 76	36 X 72 X 76
Panel Cutout (mm)	29 X 66	29 X 66
INPUT	Sensor	NTC (Thermistor)
	Range	NTC (-40°C to 90°C)
OUTPUT	Output	1 Relay 1C/O 10A, 230V AC (Resistive Load) With Defrost Facility
		1 Relay for Compressor 2nd Relay for Alarm
SPECIFICATION	Control Action	ON-OFF (Cooling Mode)
	Supply	230V AC \pm 10%, 50Hz / 24V DC / 12V DC (Factory set)

Note : 20 A Relay Output Available as per requirement

BLIND TEMPERATURE CONTROLLERS

Fixed Input



MODEL	BTC-9612/BTC-7212	BTC-7200/BTC-9600
Dimension (HxWxD) mm	96 X 96 X 50 / 72 X 72 X 60	72 X 72 X 60 / 96 X 96 X 50
Panel Cutout (mm)	92 X 92	68 X 68
INPUT	Sensor	J/ K/ R/ S
	Range	J (0°C to 400°C & 0°C to 600°C), K (0°C to 1200°C), PT-100 2W/3W
OUTPUT	1 Relay 1C/O, 5A, 230V AC (factory set) SSR 12VDC (Parallel to Relay)	
SPECIFICATION	Control Action	Time Proportional / ON-OFF (Factory Set)
	Accuracy	\pm 1% of FSD
	Supply	230V AC \pm 10%, 50Hz

TEMPERATURE

PID TEMPERATURE CONTROLLER (Fixed Input)

Single Display 4 Digit, PID - Economy Range



MODEL	DTC-9611P	DTC-7211P	DTC-4911P	DTC-4811P-3
Dimension (HxWxD) mm	96 X 96 X 42	72 X 72 X 60	48 x 96 x 85	48 X 48 X 70
Panel Cutout (mm)	92 X 92	68 X 68	44 x 92	44 X 44
INPUT	Sensor J/ K/ PT-100 2W/3W (Factory Set)			
	Range J (0°C to 600°C), K (0°C to 1200°C) PT-100 2W/3W (-99°C to 400°C, -99.9°C to 400.0°C)			K (0°C to 950°C)
OUTPUT	1 Relay 1C/O, 5A, 230V AC & SSR 12V DC Parallel (1 Set point)			
SPECIFICATION	Control Action PID / TP / ON-OFF (Configurable)			
	Accuracy ±1% of FSD			
	Supply 230V AC ± 10% 50 Hz			85-270V AC, 50/60 Hz

PID TEMPERATURE CONTROLLER (Universal Input)

Single Display, PID & ON/OFF Action



MODEL	UTC-9611S	UTC-7211S	UTC-4811S
Dimension (HxWxD) mm	96 X 96 X 50	72 X 72 X 60	48 X 48 X 70
Panel Cutout (mm)	92 X 92	68 X 68	44 X 44
INPUT	Sensor J/ K/ PT-100 2W/3W (Configurable)		
	Range J (0°C to 600°C), K (0°C to 950°C) PT-100 2W/3W (-99°C to 400°C, -99.9°C to 400.0°C)		
OUTPUT	1 Relay 1C/O, 5A, 230V AC & SSR 12V DC Parallel (1 Set point)		
SPECIFICATION	Control Action PID/ON-OFF (Configurable)		
	Accuracy ±1% of FSD		
	Supply 85-270V AC, 50/60 Hz		

TEMPERATURE PID TEMPERATURE CONTROLLER

Double Display, Autotune PID



MODEL	UTC-9611P	UTC-7211P	UTC-4811P	UTC-4911P
Dimension (HxWxD) mm	96 X 96 X 50	72 X 72 X 60	48 X 48 X 70	96 X 48 X 85
Panel Cutout (mm)	92 X 92	68 X 68	44 X 44	44 X 92
INPUT	Sensor Range J/K/PT-100 2W/3W (Configurable)			
	J (0°C to 600°C), K (0°C to 950°C)			
	PT-100 2W/3W (-99°C to 400°C, -99.9°C to 400.0°C)			
OUTPUT	1 Relay 1C/O, 5A, 230V AC / SSR 12V DC Parallel (1 Set point)			
SPECIFICATION	Control Action PID / ON-OFF (Configurable)			
	Accuracy ±1% of FSD			
	Supply 85-270VAC, 50/60 Hz			

PID TEMPERATURE CONTROLLER

Dual Output PID Controller - BASIC FEATURED



MODEL	PID-9611	PID-7211	PID-4811	PID-4911
Dimension (HxWxD) mm	96 X 96 X 50	72 X 72 X 60	48 X 48 X 70	96 X 48 X 85
Panel Cutout (mm)	92 X 92	68 X 68	44 X 44	44 X 92
INPUT	Sensor Range J/K/PT-100 2W/3W (Configurable)			
	J (0°C to 600°C), K (0°C to 950°C)			
	PT-100 2W/3W (-99°C to 400°C, -99.9°C to 400.0°C)			
OUTPUT	2 Output : (SSR parallel to 1 Relay) + 1 Relay or 1SSR Drive O/P (2 Relay 1C/O 5A, 230V AC (resistive load) & SSR Drive O/P 12V DC, 20mA)			
SPECIFICATION	Control Action PID / ON-OFF (Configurable)			
	Accuracy ±1% of FSD			
	Supply 85-270VAC, 50/60 Hz			

TEMPERATURE PID TEMPERATURE CONTROLLER


Dual Output PID Controller - FULL FEATURED



MODEL	PID-9612	PID-7212	PID-4812	PID-4912
Dimension (HxWxD) mm	96 X 96 X 50	72 X 72 X 85	48 X 48 X 95	96 X 48 X 85
Panel Cutout (mm)	92 X 92	68 X 68	44 X 44	44 X 92
INPUT	Sensor: J/K/T/R/S/E/N T/C, RTD (PT100) (Configurable)			
	Range: J (0°C to 600°C), K (0°C to 950°C)			
	PT-100 2W/3W (-99°C to 400°C, -99.9°C to 400.0°C)			
OUTPUT	2 Output : (SSR parallel to 1 Relay) + 1 Relay or 1SSR Drive O/P (2 Relay 1C/O 5A, 230V AC (resistive load) & SSR Drive O/P 12V DC, 20mA)			
SPECIFICATION	Operating Mode: High / Low / Inband / Outband / Absolute Low / Absolute Outband Alarm (Configurable) + Soak Timer			
	Control Action: PID / TP / ON-OFF (Configurable)			
	Accuracy: ±1% of FSD			
	Supply: 85-270VAC, 50/60 Hz			

Note : Relay 3 Output as per requirement

HUMIDITY + TEMPERATURE CONTROLLER



MODEL	MHT-9612	MHT-4812	MHT-8000
Dimension (HxWxD) mm	96 X 96 X 50	48 X 48 X 95	160 X 375 X 70
Panel Cutout (mm)	92 X 92	44 X 44	
INPUT	Sensor: S-1: PT-100/3W (RTD) S-2: Humidity Sensor		S-1: Pt 100 2Wire or 3Wire (RTD) S-2: Humidity Sensor
	Range: PT-100/3W (-99°C to 400°C) Humidity Sensor (5% to 95% RH)		Pt 100 2Wire or 3Wire (-99°C to 400°C) Humidity Sensor
OUTPUT	1" Relay for Temperature and 2 nd Relay for Humidity		
SPECIFICATION	Control Action: ON-OFF		ON-OFF
	Accuracy: ±1% of FSD		±1% of FSD
	Supply: 85-270V AC± 10%, 50 Hz		85-270V AC± 10%, 50 Hz

TEMPERATURE PID TEMPERATURE CONTROLLER (with AMP Indication) 4+4+3 Display PID Controller



MODEL	PID-7213-1C/3C	PID-7212-1C/3C
Dimension (HxWxD) mm	72 X 72 X 85	72 X 72 X 85
Panel Cutout (mm)	68 X 68	68 X 68
INPUT		
Sensor	J/K/CT I/P	J/K/CT I/P
Range	J (0°C to 600°C), K (0°C to 1200°C)	J (0°C to 600°C), K (0°C to 1200°C)
CT Input	1CT (30A or 60A) 3CT (30A or 60A)	1CT (30A or 60A) 3CT (30A or 60A)
OUTPUT	3 Relay 1C/O, 5A, 230V AC (Factory Set)(3 Set point)	2 Relay 1C/O, 5A, 230V AC (Factory Set)(2 Set point)
SPECIFICATION		
Control Action	PID / ON-OFF (Configurable)	PID / ON-OFF (Configurable)
Accuracy	±1% of FSD	±1% of FSD
Supply	85-270VAC, 50/60 Hz	85-270VAC, 50/60 Hz

UNIVERSAL PROGRAMMABLE CONTROLLER Auto Tune PID, RS-485 MODBUS Facility



MODEL	PTC-9615	PTC-4815
Dimension (HxWxD) mm	96 X 96 X 50	48 X 48 X 95
Panel Cutout (mm)	92 X 92	44 X 44
INPUT		
Input	J/K/PT-100/0-5V DC/0-10V DC/4-20mA/0-20mA 2W/3W (Configurable)	
Range	J (0°C to 600°C), K (0°C to 1200°C), PT-100 2W/3W (-99°C TO 400°C, -99.9°C TO 400.0°C) For Temperature Sensor -999 To 9999 for analog input	
OUTPUT		
Output 1	Relay/SSR (Factory Set)	
Output 2	Relay/SSR (Factory Set)	
Output 3	0-10V DC/4-20mA DC Controlling/Retransmission Output (Factory Set)	
PC Communication	RS-485 MODBUS Communication (As per Requirement)	
SPECIFICATION		
Control Action	PID / ON-OFF (Configurable)	
Accuracy	±1% of FSD	
Supply	85-270VAC, 50/60 Hz	

TEMPERATURE

PID CONTROLLER WITH PEN DRIVE COMPATIBILITY DATA LOGGING (GRAPHICAL DISPLAY)



MODEL	PTC-9615-GU	PTC-9615-G
Dimension (HxWxD) mm	96 X 96 X 50	96 X 96 X 50
Panel Cutout (mm)	92 X 92	92 X 92
INPUT	J/K/T/R/S/E/L TC PT-100/0-5V/0-10 VDC/4-20mA/0-20mA 2W/3W (Configurable)	
Input	J (0°C to 600°C), K (0°C to 1200°C), PT-100 2W/3W (-99°C TO 400°C, -99.9°C TO 400.0°C) For Temperature Sensor	
Range	-999 To 9999 for analog input	
OUTPUT	Relay1/SSR (Factory Set)	
Output 1	Relay2/SSR (Factory Set)	
Output 2	0-10V DC/4-20mA DC	
Output 3	Controlling / Retransmission Output (Factory Set)	
Output 4	Pen Drive Compatibility	
PC Communication	RS-485 MODBUS Communication	
SPECIFICATION	Control Action PID / ON-OFF (Configurable)	
Control Action	Accuracy ±1% of FSD	
Accuracy	Supply 85-270VAC, 50/60 Hz	
Supply		

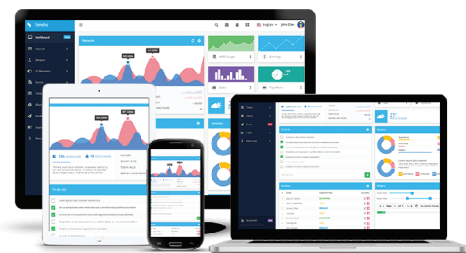
GATEWAY MODULES FOR IIOT



GTW-T1-M	Gateway Main Module Cloud connectivity with Wifi
GTW-T1-PS	Gateway Power Supply Module Cloud connectivity with Wifi
GTW-G1-M	Gateway Main Module Cloud connectivity SIM Card Based
GTW-G1-PS	Gateway Power Supply Module Cloud connectivity SIM Card Based

SUITABLE FOR

Power & Energy Meters
Temperature Controllers
Process Scanners
Flow Totalisers



WEB APPLICATION