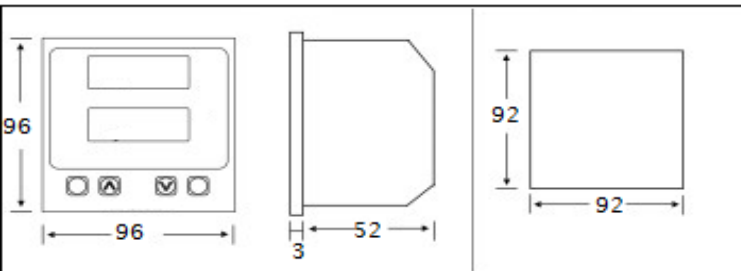
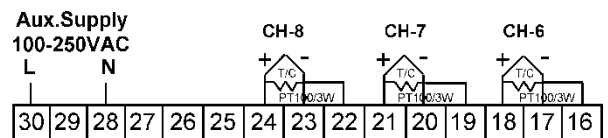
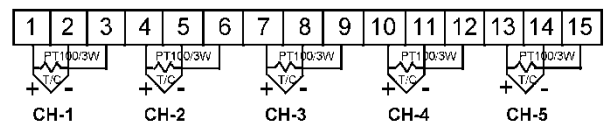


SPECIFICATION

AUXILIARY SUPPLY	
Supply voltage	100 to 250V AC, 50-60Hz
Power consumption (VA RATING)	Approx. 4 VA @ 230V AC MAX
ENVIRONMENT CONDITION	
Operating Temp.	0°C to 55°C
Relative Humidity	UP to 95% RH (non-condensing)
Protection Level	IP-65 (Front side) As per IS/IEC 60529 : 2001
DISPLAY	
Upper: 4 Digit Seven Segment, 0.56" RED	
Lower: 3 Digit Seven Segment, 0.40" RED	
DIMENSION	
96(H) X 96(W) X 52(D)/ Cut out : 92(H) X 92(W)	



INPUT SPECIFICATION:			
Sr.	INPUT		Range
1	TC-J	J	0 To 600 °C
2	TC-K	K	0 To 1200 °C
3	PT	PT	-100 To 400°C
4	PT-1	PT.1	-100.0 To 400.0°C
Indication Accuracy		±1% of FSD ± 1°C (FSD: full scale deflection)	
Resolution		J,K,PT-100 = 1°C PT.1 = 0.1°C	



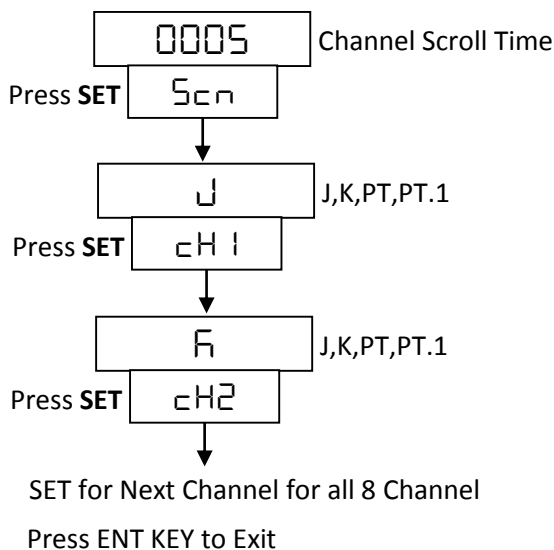
Key Function:

- 1) Press SET KEY Input Menu
- 2) Press SET + ↑ (Up) KEY Offset Menu
- 3) Press ENT KEY for Auto/Manual scrolling
- 4) Manual Mode use ↑ (UP) & ↓(Down) KEY to select channel
- 5) Press ENT Key + Power On Channel Selection.

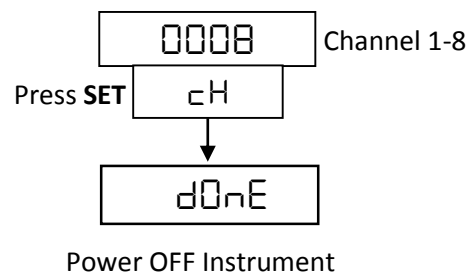
Key Operations:

- Press SET Key to enter in programming mode.
- Press SET Key to go to next parameter.
- Use Up Or Down key to change value of parameter.
- Press ENT Key to save change in setting

INPUT MENU [Press SET KEY]



CHANNEL SELECTION [Press ENT+POWER ON INSTRUMENT]



OFFSET MENU [Press SET+UP KEY]

